

**CHAMPAIGN COUNTY GEOGRAPHIC
INFORMATION SYSTEM CONSORTIUM**

**FINANCIAL STATEMENTS AND
SUPPLEMENTARY INFORMATION**

YEAR ENDED DECEMBER 31, 2022



CPAs | CONSULTANTS | WEALTH ADVISORS

CLAconnect.com

**CHAMPAIGN COUNTY GEOGRAPHIC INFORMATION SYSTEM CONSORTIUM
TABLE OF CONTENTS
YEAR ENDED DECEMBER 31, 2022**

INDEPENDENT AUDITORS' REPORT	1
MANAGEMENT'S DISCUSSION AND ANALYSIS	4
BASIC FINANCIAL STATEMENTS	
GOVERNMENT-WIDE FINANCIAL STATEMENTS	16
STATEMENT OF NET POSITION	16
STATEMENT OF ACTIVITIES	17
FUND FINANCIAL STATEMENTS	18
BALANCE SHEET – GOVERNMENTAL FUNDS	18
RECONCILIATION OF THE GOVERNMENTAL FUND BALANCE SHEET TO THE STATEMENT OF NET POSITION	19
STATEMENT OF REVENUES, EXPENDITURES, AND CHANGES IN FUND BALANCE – GOVERNMENTAL FUNDS	20
RECONCILIATION OF THE GOVERNMENTAL FUND STATEMENT OF REVENUES, EXPENDITURES, AND CHANGES IN FUND BALANCE TO THE STATEMENT OF ACTIVITIES	21
NOTES TO BASIC FINANCIAL STATEMENTS	22
REQUIRED SUPPLEMENTARY INFORMATION	
SCHEDULE OF CONSORTIUM'S PROPORTIONATE SHARE OF THE CHANGES IN NET PENSION LIABILITY (ASSET) AND CONSORTIUM EMPLOYER CONTRIBUTIONS (UNAUDITED)	34
SCHEDULE OF REVENUES, EXPENDITURES, AND CHANGES IN FUND BALANCE – BUDGET AND ACTUAL – GENERAL FUND	35



INDEPENDENT AUDITORS' REPORT

Members of the County Board
Champaign County Geographic Information System Consortium
Urbana, Illinois

Report on the Audit of the Financial Statements

Opinions

We have audited the accompanying financial statements of the governmental activities and the major fund of Champaign County Geographic Information System Consortium (the Consortium) as of and for the year ended December 31, 2022, and the related notes to the financial statements, which collectively comprise the Consortium's basic financial statements as listed in the table of contents.

In our opinion, the financial statements referred to above present fairly, in all material respects, the respective financial position of the governmental activities and the major fund of the Consortium, as of December 31, 2022, and the respective changes in financial position for the year then ended in accordance with accounting principles generally accepted in the United States of America.

Basis for Opinions

We conducted our audit in accordance with auditing standards generally accepted in the United States of America (GAAS). Our responsibilities under those standards are further described in the Auditors' Responsibilities for the Audit of the Financial Statements section of our report. We are required to be independent of the Consortium's and to meet our other ethical responsibilities, in accordance with the relevant ethical requirements relating to our audit. We believe that the audit evidence we have obtained is sufficient and appropriate to provide a basis for our audit opinions.

Emphasis of Matter

As discussed in Note 1 to the financial statements, effective January 1, 2022, the Consortium adopted new accounting guidance for leases. The guidance requires lessors to recognize a right-to-use lease asset and corresponding lease liability for all leases with lease terms greater than twelve months. Our opinions are not modified with respect to this matter.

Responsibilities of Management for the Financial Statements

Management is responsible for the preparation and fair presentation of the financial statements in accordance with accounting principles generally accepted in the United States of America, and for the design, implementation, and maintenance of internal control relevant to the preparation and fair presentation of financial statements that are free from material misstatement, whether due to fraud or error.

In preparing the financial statements, management is required to evaluate whether there are conditions or events, considered in the aggregate, that raise substantial doubt about the Consortium's ability to continue as a going concern for twelve months beyond the financial statement date, including any currently known information that may raise substantial doubt shortly thereafter.

Auditors' Responsibilities for the Audit of the Financial Statements

Our objectives are to obtain reasonable assurance about whether the financial statements as a whole are free from material misstatement, whether due to fraud or error, and to issue an auditors' report that includes our opinions. Reasonable assurance is a high level of assurance but is not absolute assurance and therefore is not a guarantee that an audit conducted in accordance with GAAS will always detect a material misstatement when it exists. The risk of not detecting a material misstatement resulting from fraud is higher than for one resulting from error, as fraud may involve collusion, forgery, intentional omissions, misrepresentations, or the override of internal control. Misstatements are considered material if there is a substantial likelihood that, individually or in the aggregate, they would influence the judgment made by a reasonable user based on the financial statements.


In performing an audit in accordance with GAAS, we:

- Exercise professional judgment and maintain professional skepticism throughout the audit.
- Identify and assess the risks of material misstatement of the financial statements, whether due to fraud or error, and design and perform audit procedures responsive to those risks. Such procedures include examining, on a test basis, evidence regarding the amounts and disclosures in the financial statements.
- Obtain an understanding of internal control relevant to the audit in order to design audit procedures that are appropriate in the circumstances, but not for the purpose of expressing an opinion on the effectiveness of the Consortium's internal control. Accordingly, no such opinion is expressed.
- Evaluate the appropriateness of accounting policies used and the reasonableness of significant accounting estimates made by management, as well as evaluate the overall presentation of the financial statements.
- Conclude whether, in our judgment, there are conditions or events, considered in the aggregate, that raise substantial doubt about the Consortium's ability to continue as a going concern for a reasonable period of time.

We are required to communicate with those charged with governance regarding, among other matters, the planned scope and timing of the audit, significant audit findings, and certain internal control related matters that we identified during the audit.

Required Supplementary Information

Accounting principles generally accepted in the United States of America require that the management's discussion and analysis, schedule of Consortium's proportionate share of the changes in net pension liability (asset) and Consortium employer contributions, and the schedule of revenues, expenditures, and changes in fund balance, budget and actual for the general fund, be presented to supplement the basic financial statements. Such information is the responsibility of management and, although not a part of the basic financial statements, is required by the Governmental Accounting Standards Board who considers it to be an essential part of financial reporting for placing the basic financial statements in an appropriate operational, economic, or historical context. We have applied certain limited procedures to the required supplementary information in accordance with GAAS, which consisted of inquiries of management about the methods of preparing the information and comparing the information for consistency with management's responses to our inquiries, the basic financial statements, and other knowledge we obtained during our audit of the basic financial statements. We do not express an opinion or provide any assurance on the information because the limited procedures do not provide us with sufficient evidence to express an opinion or provide any assurance.



CliftonLarsonAllen LLP

Champaign, Illinois
October 31, 2023

**CHAMPAIGN COUNTY GEOGRAPHIC INFORMATION SYSTEM CONSORTIUM
MANAGEMENT'S DISCUSSION AND ANALYSIS
DECEMBER 31, 2022
(UNAUDITED)**

The management of the Champaign County GIS Consortium (the "Consortium") provides an overall review of the Consortium financial activities for the year ended December 31, 2022. The Consortium management encourages readers to consider the information presented herein in conjunction with the basic financial statements to enhance their understanding of the Consortium financial performance. Certain comparative information between the current year and the prior is required to be presented in the Management's Discussion and Analysis (the "MD&A").

Financial Highlights

- The assets/deferred outflows of resources of the Consortium exceeded its liabilities/deferred inflows of resources at the close of the fiscal year 2022 by \$682,664 (net position). Of this amount \$677,160 is unrestricted.
- The total net position stayed stable between fiscal year 2021 and fiscal year 2022.
- The Consortium's governmental fund reported a fund balance of \$549,320, an increase of \$80,446 in comparison with the prior year.
- General revenues accounted for \$508,836 in revenue or 84% of all governmental revenues. Program specific revenues in the form of Charges for Services including Technical Services, Map & Data Sales, Subscription Fees, and Other Charges for Services accounted for \$99,677 or 16% of the \$608,513 total revenues related to governmental activities.
- The Consortium had \$615,101 in expenses related to governmental activities.

**CHAMPAIGN COUNTY GEOGRAPHIC INFORMATION SYSTEM CONSORTIUM
MANAGEMENT'S DISCUSSION AND ANALYSIS
DECEMBER 31, 2022
(UNAUDITED)**

Overview of the Financial Statements

This discussion and analysis are intended to serve as an introduction to the basic financial statements of the Consortium. The basic financial statements are comprised of three components:

- Government-wide financial statements,
- Fund financial statements, and
- Notes to basic financial statements.

This report also contains required supplementary information in addition to the basic financial statements.

Government-Wide Financial Statements

The government-wide financial statements are designed to provide readers with a broad overview of the Consortium finances, in a manner like a private-sector business and are reported using the accrual basis of accounting and economic resources measurement focus.

The statement of net position presents information on all the Consortium assets/deferred outflows of resources and liabilities/deferred inflows of resources, with the difference between the two reported as net position. Over time, increases or decreases in net position may serve as a useful indicator of whether the financial position of Consortium is improving or deteriorating.

The statement of activities presents information showing how the government's net position changed during the fiscal year being reported. All changes in net position are reported as soon as the underlying event giving rise to the change occurs, regardless of the timing of related cash flows. Thus, revenues and expenses are reported in this statement for some items that will only result in cash flows in future fiscal periods.

Fund Financial Statements

A fund is a grouping of related accounts that is used to maintain control over resources that have been segregated for specific activities or objectives. The Consortium uses fund accounting to ensure and demonstrate compliance with finance-related legal requirements. The Consortium uses a single category fund: governmental funds.

**CHAMPAIGN COUNTY GEOGRAPHIC INFORMATION SYSTEM CONSORTIUM
MANAGEMENT'S DISCUSSION AND ANALYSIS
DECEMBER 31, 2022
(UNAUDITED)**

Governmental Funds

Governmental funds are used to account for essentially the same functions reported as governmental activities in the government-wide financial statements and are reported using the modified accrual basis of accounting and current financial resources measurement focus. The governmental fund statements provide a detailed short-term view of the Consortium general government operations and basic services. However, unlike the government-wide financial statements, governmental fund financial statements focus on near-term inflows and outflows of spendable resources; as well as, on balances of spendable resources available at the end of the fiscal year. Such information may be useful in evaluating the near-term financing requirements.

Because the focus of governmental funds is narrower than that of the government-wide financial statements, it is useful to compare the information presented for governmental funds with similar information presented for governmental activities in the government-wide financial statements. This provides a better understanding of the long-term impact of the government's near-term financing decisions. Both the governmental fund balance sheet and the governmental fund statement of revenues, expenditures and changes in fund balances provide a reconciliation to facilitate this comparison between governmental funds and governmental activities.

Notes to Basic Financial Statements

The notes to the financial statements provide additional information that is essential to a full understanding of the data provided in the government-wide and fund financial statements.

Other Information

In addition to the basic financial statements and accompanying notes, this report also presents certain required supplementary information concerning the Consortium's Illinois Municipal Retirement Fund; as well as budget to actual comparisons of the fund for which a budget has been adopted.

**CHAMPAIGN COUNTY GEOGRAPHIC INFORMATION SYSTEM CONSORTIUM
MANAGEMENT'S DISCUSSION AND ANALYSIS
DECEMBER 31, 2022
(UNAUDITED)**

Government-Wide Financial Analysis

TABLE 1				
Condensed Statement of Net Position (in actual dollars)				
	<u>Governmental Activities</u>			
	2022	2021	Change	
Assets				
Current and Other Assets	\$ 690,852.00	\$ 1,087,447.00	-36.5%	
Capital Assets	\$ 26,153.00	\$ 9,785.00	167.3%	
TOTAL Assets	\$ 717,005.00	\$ 1,097,232.00	-34.7%	
Deferred Outflows of Resources	\$ 181,592.00	\$ 51,907.00	249.8%	
Liabilities				
Current and Other Liabilities	\$ 144,898.00	\$ 99,437.00	45.7%	
Long-term Liabilities	\$ 59,817.00	\$ 19,282.00	210.2%	
TOTAL Liabilities	\$ 204,715.00	\$ 118,719.00	72.4%	
Deferred Inflows of Resources	\$ 11,218.00	\$ 341,168.00	-96.7%	
Net position				
Net Investment in Capital Assets	\$ 5,504.00	\$ 9,785.00	-43.8%	
Restricted	\$ -	\$ 420,573.00	-100.0%	
Unrestricted	\$ 677,160.00	\$ 258,894.00	161.6%	
TOTAL Net Position	\$ 682,664.00	\$ 689,252.00	-1.0%	

Statement of Net Position Highlights

- In FY2021 Current and Other Assets include the net pension **asset** of \$420,573. In 2022, there is net pension **liability** of \$24,907 included in Long-term Liabilities. The fluctuations related to the net pension account for the majority of the 36.5% decrease related to Current and Other Assets and about 42% of the \$40,535 or 61.4% increase in Long-term Liabilities.
- Per the implementation of GASB 87, the Consortium's building lease is considered a right to use asset, as such is amortized each year. In fiscal year 2022, 78% or \$20,282 of the Capital Assets are related to building right to use asset.
- The Consortium acquires ortho-imagery every third year. Funds are collected each year and set-aside for a third-year expense. These pre-paid funds account for \$37,734 or 60% of the \$45,461 or 45.7% increase in Current and Other Liabilities.
- The Deferred Inflows of Resources are related to the net pension liability. This accounts for the \$329,950 or 96.7% decrease in fiscal year 2022.

**CHAMPAIGN COUNTY GEOGRAPHIC INFORMATION SYSTEM CONSORTIUM
MANAGEMENT'S DISCUSSION AND ANALYSIS
DECEMBER 31, 2022
(UNAUDITED)**

TABLE 2			
Detailed Statement of Activities (in actual dollars)			
	<u>Governmental Activities</u>		
	2022	2021	Change
Revenues			
Charges for Services			
Technical Services	\$ 64,110.00	\$ 50,628.00	26.6%
Map & Data Sales	\$ 11,545.00	\$ 8,396.00	37.5%
Subscription Fees	\$ 22,866.00	\$ 22,866.00	0.0%
Other Charges for Services	\$ 1,156.00	\$ 11,050.00	
<i>Total Charges for Services</i>	<i>\$ 99,677.00</i>	<i>\$ 92,940.00</i>	<i>7.2%</i>
General Revenues			
Member Contributions	\$ 501,914.00	\$ 530,393.00	-5.4%
Investment Interest	\$ 6,922.00	\$ 181.00	3724.3%
<i>Total General Revenues</i>	<i>\$ 508,836.00</i>	<i>\$ 530,574.00</i>	<i>-4.1%</i>
TOTAL Revenues	\$ 608,513.00	\$ 623,514.00	-2.4%
Expenses			
Salaries & Benefits	\$ 486,242.00	\$ 366,627.00	32.6%
Services	\$ 55,098.00	\$ 41,698.00	32.1%
Commodities	\$ 11,154.00	\$ 5,420.00	105.8%
Technology	\$ 53,623.00	\$ 41,774.00	28.4%
Other & Depreciation Expenses	\$ 8,984.00	\$ 9,155.00	-1.9%
Capital Outlay	\$ -	\$ 2,921.00	
TOTAL Expenses	\$ 615,101.00	\$ 467,595.00	31.5%
Change in Net Position	\$ (6,588.00)	\$ 155,919.00	-104.2%
Net Position, beginning of year	\$ 689,252.00	\$ 533,333.00	29.2%
Net Position, end of year	\$ 682,664.00	\$ 689,252.00	-1.0%

**CHAMPAIGN COUNTY GEOGRAPHIC INFORMATION SYSTEM CONSORTIUM
MANAGEMENT'S DISCUSSION AND ANALYSIS
DECEMBER 31, 2022
(UNAUDITED)**

Statement of Activities Highlights

REVENUES:

- Overall, the Charges for Services remained relatively stable between 2022 and 2021, \$99,677 and \$92,940, respectively.
- In 2021, Member Contributions included \$27,900 for a contour mapping project. This explains the 5.4% Member Contributions decrease in 2022.

EXPENSES:

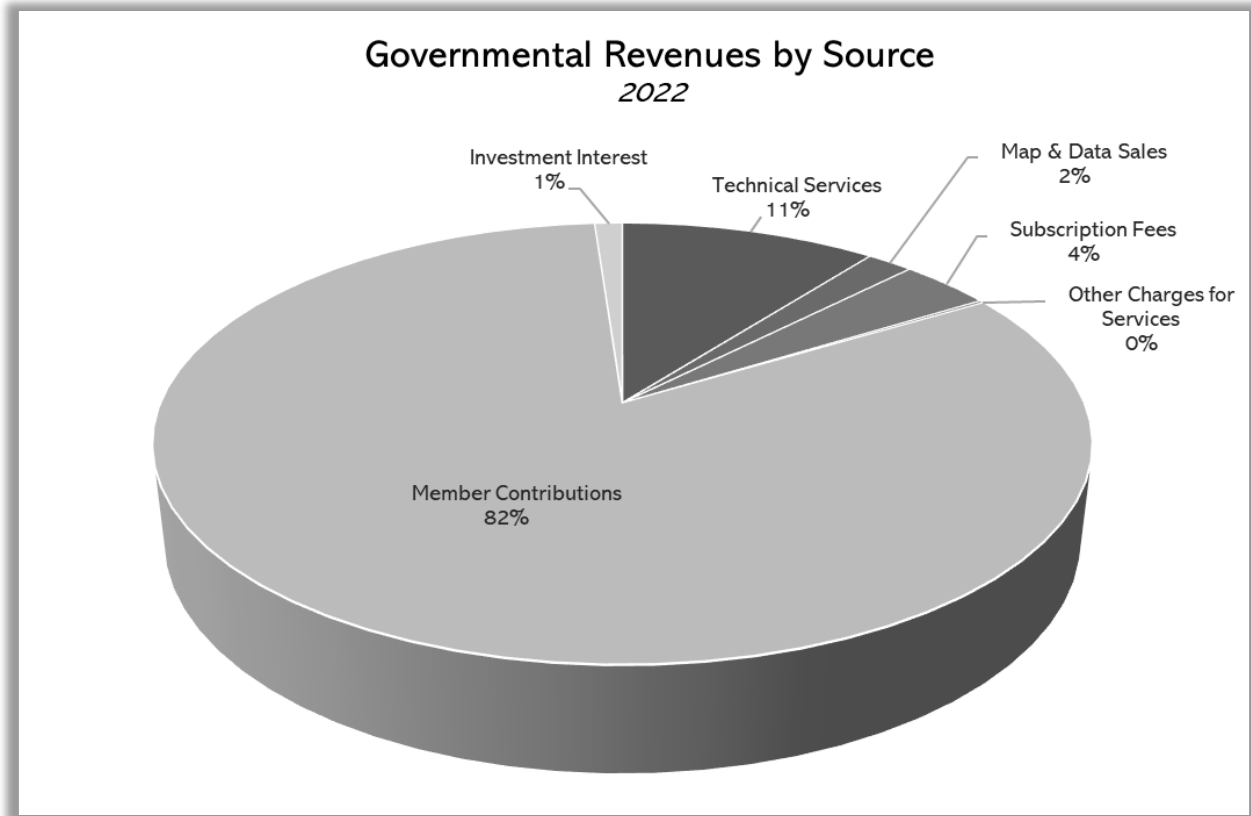
- The increase in Salaries & Benefits is due to annual fluctuations in the net pension assets/liabilities.
- The contour mapping project was paid for in fiscal year 2022. This accounted for \$27,900 or 51% of the Service expenses and explains the 32.1% increase in Services. This expense was not incurred in 2021.
- In fiscal year 2021 the Microsoft Licensing fee was categorized as Services, in fiscal year the fee of \$8,081 was placed in the Technology category. This accounts for 68% of the \$11,849 increase in Technology.
- Commodities include small non-capitalized equipment purchases that fluctuate from year to year. The \$5,734 or 105.8% increase between 2021 and 2022 is representative of past and likely future activity.

NET POSITION:

- In fiscal year 2022 the total net position reported for governmental activities remained relatively stable with a 1% or \$6,588 decrease.

**CHAMPAIGN COUNTY GEOGRAPHIC INFORMATION SYSTEM CONSORTIUM
MANAGEMENT'S DISCUSSION AND ANALYSIS
DECEMBER 31, 2022
(UNAUDITED)**

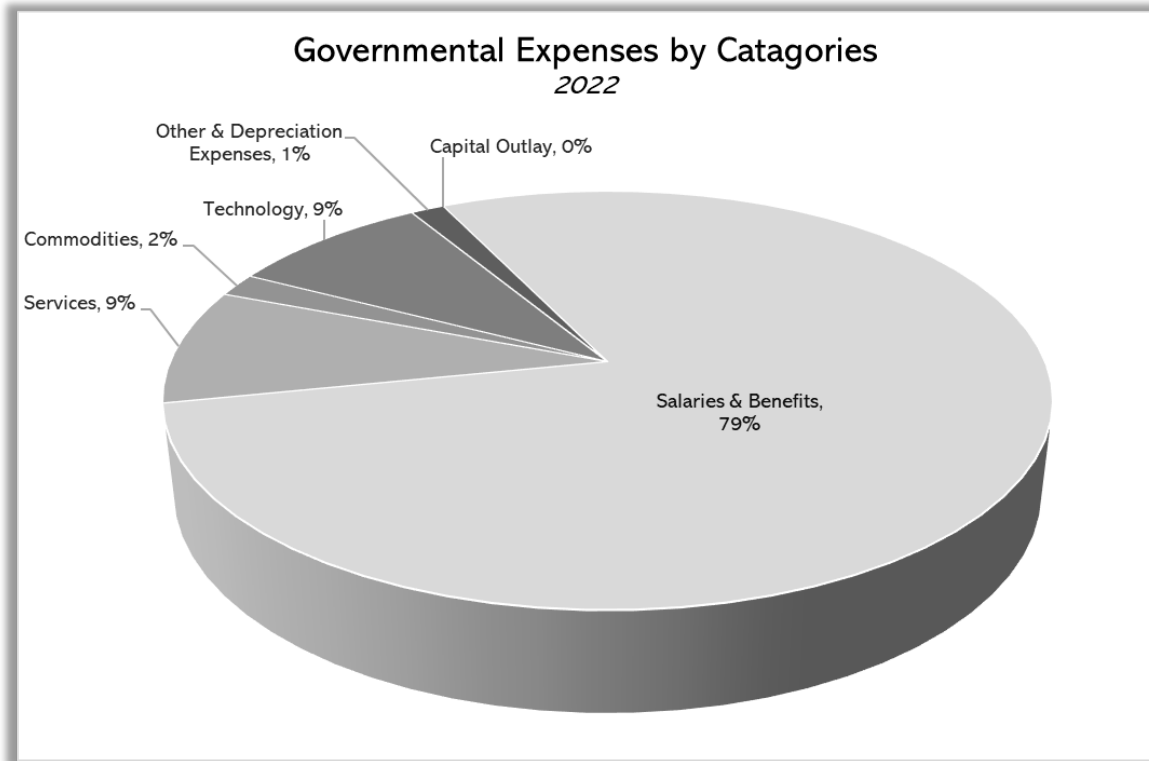
Governmental Activities



Revenues

Member Contributions comprise 82% or \$501,914 of the Consortium revenue. This is a decrease of \$28,479 or 5.4% from the previous fiscal year. In fiscal 2021, \$27,900 additional member assessments were collected for the contour mapping project. In addition, Investment Interest, which only comprises about 1% of the total revenue increase by 3724% or \$6,741 due to improved performance on County investments.

**CHAMPAIGN COUNTY GEOGRAPHIC INFORMATION SYSTEM CONSORTIUM
MANAGEMENT'S DISCUSSION AND ANALYSIS
DECEMBER 31, 2022
(UNAUDITED)**



Expenses

Salaries & Benefits comprise 79% of the Consortium's expenses. While the total Salaries & Benefits increased by \$119,615 primarily due to fluctuations in the net pension assets/liabilities, the Salaries & Benefits accounted for 79% and 78% of the total expenses in fiscal year 2022 and 2021 respectively. Technology expenses may vary slightly from year to year based on the 5-year Capital and Technology Plan approved each year by the Consortium's Policy Committee. Services will also fluctuate based on contractual arrangements. For example, years when the Consortium enters a contractual agreement to acquire ortho-imagery the percent of funds allocated to service-related expenditures will increase.

**CHAMPAIGN COUNTY GEOGRAPHIC INFORMATION SYSTEM CONSORTIUM
MANAGEMENT'S DISCUSSION AND ANALYSIS
DECEMBER 31, 2022
(UNAUDITED)**

Financial Analysis of the Consortium's Fund

As previously noted, the Consortium uses fund accounting to ensure and demonstrate compliance with finance related legal requirements. The fund balance at the end of fiscal year 2022 was \$549,320 which is an increase of 17% from the prior year.

In fiscal year 2022, the member assessments increased by 2.5% and the charges for services remained relatively stable, however the revenue decreased when compared to fiscal year 2021. As previously mentioned, this is attributed additional funds collected for the contour mapping project in fiscal year 2021.

Budgetary Highlights (Governmental Fund)

The budgetary highlights do not include GAAP adjustments (depreciation and amortization expenses, compensated absences, pension related assets and liabilities, deferred outflows or inflows related to pensions, etc.)

Based on the final budget for fiscal year 2022, expenditures were anticipated to exceed revenues. However, the fund balance increased by of \$76,070 from the previous year, on the budgetary basis. This was primarily caused by the collection of \$98,563 of uncollected revenue in fiscal year 2021. While this revenue was recognized in the fiscal year 2021 GAAP adjustments, it is part of the FY2022 budgetary statements – Governmental Fund Statement of Revenues, Expenditure, and Changes in Fund Balance.

**CHAMPAIGN COUNTY GEOGRAPHIC INFORMATION SYSTEM CONSORTIUM
MANAGEMENT'S DISCUSSION AND ANALYSIS
DECEMBER 31, 2022
(UNAUDITED)**

Capital Assets

The Consortium's investment in depreciable capital assets for equipment and software at the end of fiscal year 2022 was \$5,871 while the building right to use amortized capital asset was \$20,282 for a total of \$26,153 in capital assets.

TABLE 3				
Capital Assets (net of depreciation/amortization) (in actual dollars)				
<u>Governmental Activities</u>				
	2022		2021	Change
Software	\$ -	\$	-	0%
Equipment (Hardware)	\$ 5,871.00	\$	9,785.00	-40.0%
Building	\$ 20,282.00	\$	-	NA
TOTAL	\$ 26,153.00	\$	9,785.00	167.3%

Compensated Absences

The compensated absences liability of \$22,866 at the end of fiscal year 2022 is an 18.6% increase from the previous fiscal year.

TABLE 4				
Compensated Absences Liability (in actual dollars)				
<u>Governmental Activities</u>				
	2022		2021	Change
Compensated Absences	\$ 22,866.00	\$	19,282.00	18.6%

Economic Factors

The Consortium is primarily funded by member agency assessments. Any increases and/or decreases to these assessments are approved on an annual basis by the Consortium's Policy Committee. To date, there are 7 member agencies. Champaign County provides approximately 50% of the total assessments. The County funds their portion of the member assessments from the GIS Fund. The GIS Fund was established by the County Board, pursuant to 55ILCS 5/3-5018, with the adoption of ordinance No. 640. The allows for a revenue fee to be assessed on documents filed and recorded in Champaign County. Each year a portion of this fee is disbursed by the County to the Consortium based on the approved budget. Changes to the number of recorded filings will impact available funds though the fee can be adjusted based on the results of a cost-study analysis.

It is to the advantage of the Consortium to continue to meet or exceed the fund balance goal of 25% of the annual operating budget. This will provide a safety net should unforeseen economic hardships impact the County or the other the member agencies.

**CHAMPAIGN COUNTY GEOGRAPHIC INFORMATION SYSTEM CONSORTIUM
MANAGEMENT'S DISCUSSION AND ANALYSIS
DECEMBER 31, 2022
(UNAUDITED)**

Requests for Information

This financial report is designed to provide a general overview of the Consortium's finances. Questions concerning any of the information provided in this report or requests for additional financial information should be addressed to the Champaign County GIS Consortium Director at 217-819-3555.

BASIC FINANCIAL STATEMENTS

**CHAMPAIGN COUNTY GEOGRAPHIC INFORMATION SYSTEM CONSORTIUM
STATEMENT OF NET POSITION
DECEMBER 31, 2022**

	Governmental Activities
ASSETS	
Cash and Cash Equivalents	\$ 549,122
Receivables	130,247
Prepaid Items	11,483
Capital Assets, Net of Accumulated Depreciation/Amortization	26,153
Total Assets	717,005
DEFERRED OUTFLOWS OF RESOURCES	
Deferred Amount Related to Net Pension Liability	181,592
Total Assets and Deferred Outflows of Resources	\$ 898,597
LIABILITIES	
Accounts Payable and Accrued Liabilities	\$ 36,005
Unearned Revenue	100,288
Long-Term Liabilities:	
Due within One Year	
Compensated Absences	3,724
Lease Liability	4,881
Due in More than One Year	
Compensated Absences	19,142
Lease Liability	15,768
Net Pension Liability	24,907
Total Liabilities	204,715
DEFERRED INFLOWS OF RESOURCES	
Deferred Amount Related to Net Pension Liability	11,218
NET POSITION	
Net Investment in Capital Assets	5,504
Unrestricted	677,160
Total Net Position	682,664
Total Liabilities, Deferred Inflows of Resources, and Net Position	\$ 898,597

See accompanying Notes to Basic Financial Statements.

**CHAMPAIGN COUNTY GEOGRAPHIC INFORMATION SYSTEM CONSORTIUM
STATEMENT OF ACTIVITIES
YEAR ENDED DECEMBER 31, 2022**

Functions/Programs	Expenses	Program Revenues Charges for Services	Net (Expense) Revenue and Changes in Net Position Governmental Activities
GOVERNMENTAL ACTIVITIES			
GIS Operations	\$ 615,101	\$ 99,677	\$ (515,424)
Total Governmental Activities	\$ 615,101	\$ 99,677	(515,424)
GENERAL REVENUES			
Member Contributions:			
Champaign County			305,611
City of Champaign			63,438
City of Urbana			39,430
Village of Rantoul			24,733
Village of Mahomet			15,955
Village of Savoy			17,612
University of Illinois			35,135
Investment Income			6,922
Total General Revenues			508,836
CHANGE IN NET POSITION			(6,588)
Net Position - Beginning of Year			689,252
NET POSITION - END OF YEAR			\$ 682,664

See accompanying Notes to Basic Financial Statements.

**CHAMPAIGN COUNTY GEOGRAPHIC INFORMATION SYSTEM CONSORTIUM
BALANCE SHEET
GOVERNMENTAL FUND
DECEMBER 31, 2022**

ASSETS	<u>General Fund</u>
Cash and Cash Equivalents	\$ 549,122
Receivables	130,247
Prepaid Items	<u>11,483</u>
Total Assets	<u><u>\$ 690,852</u></u>
LIABILITIES	
Accounts Payable and Accrued Liabilities	\$ 36,005
Unearned Revenue	100,288
Total Liabilities	<u>136,293</u>
DEFERRED INFLOWS OF RESOURCES	
Unavailable Revenue	5,239
FUND BALANCE	
Nonspendable	11,483
Unassigned	<u>537,837</u>
Total Fund Balance	<u><u>549,320</u></u>
Total Liabilities, Deferred Inflows of Resources, and Fund Balance	<u><u>\$ 690,852</u></u>

See accompanying Notes to Basic Financial Statements.

**CHAMPAIGN COUNTY GEOGRAPHIC INFORMATION SYSTEM CONSORTIUM
RECONCILIATION OF THE GOVERNMENTAL FUND
BALANCE SHEET TO THE STATEMENT OF NET POSITION
DECEMBER 31, 2022**

Fund Balance - Total Governmental Fund \$ 549,320

Amounts reported for governmental activities in the statement of net position are different because:

When capital assets that are to be used in governmental activities are purchased, the cost is reported as expenditures in the governmental fund. However, the statement of net position includes those capital assets as the Consortium, and depreciates/amortizes them.

Cost of Capital Assets	125,452
Accumulated Depreciation	(94,229)
Accumulated Amortization	(5,070)

Deferred outflows of resources related to pension do not relate to current financial resources and are not reported in the governmental fund.	181,592
---	---------

Deferred inflows of resources related to pension do not relate to current financial resources and are not reported in the governmental fund.	(11,218)
--	----------

The IMRF net pension liability is not due and payable in the current period and, therefore, is not reported in the governmental fund.	(24,907)
---	----------

Certain revenues will be collected after year end and are not available to pay current period expenditures and, therefore, are reported as deferred inflows of resources in the governmental fund.	5,239
--	-------

Compensated absences are not due and payable in the current period and, therefore, are not reported in the fund.	(22,866)
--	----------

The lease liability is not due and payable in the current period and, therefore, is not reported in the governmental fund.	<u>(20,649)</u>
--	-----------------

Net Position of Governmental Activities	<u><u>\$ 682,664</u></u>
---	--------------------------

**CHAMPAIGN COUNTY GEOGRAPHIC INFORMATION SYSTEM CONSORTIUM
STATEMENT OF REVENUES, EXPENDITURES, AND CHANGES IN FUND BALANCE
GOVERNMENTAL FUND
YEAR ENDED DECEMBER 31, 2022**

REVENUES	<u>General Fund</u>
Subscription Fees	\$ 22,866
Sale of Maps and Data	11,545
Technical Service Contracts and Other Services	69,921
Member and LIDAR Contributions:	
Champaign County	305,611
City of Champaign	146,973
City of Urbana	41,684
Village of Rantoul	24,733
Village of Mahomet	15,955
Village of Savoy	18,423
University of Illinois	37,204
Investment Income	6,922
Total Revenues	<u>701,837</u>
EXPENDITURES	
Current - GIS Operations	
Salaries and Benefits	496,813
Supplies and Materials	11,154
Services	54,727
Technology	53,623
Debt Service	5,074
Capital Outlay	25,352
Total Expenditures	<u>646,743</u>
EXCESS OF REVENUES OVER EXPENDITURES	55,094
OTHER FINANCING SOURCES	
Lease	<u>25,352</u>
NET CHANGE IN FUND BALANCE	80,446
Fund Balance - Beginning of Year	<u>468,874</u>
FUND BALANCE - END OF YEAR	<u><u>\$ 549,320</u></u>

See accompanying Notes to Basic Financial Statements.

**CHAMPAIGN COUNTY GEOGRAPHIC INFORMATION SYSTEM CONSORTIUM
RECONCILIATION OF THE GOVERNMENTAL FUND
STATEMENT OF REVENUES, EXPENDITURES, AND CHANGES IN FUND BALANCE TO THE
STATEMENT OF ACTIVITIES
YEAR ENDED DECEMBER 31, 2022**

Net Change in Fund Balance - Governmental Fund \$ 80,446

Amounts reported for governmental activities in the statement of activities are difference because:

The governmental fund reports capital outlays as expenditures. However, in the statement of net position, the cost of these assets is capitalized and they are depreciated/amortized over their estimate useful lives and reported as depreciation/amortization expense in the statement of activities.

Capital Asset Addition	25,352
Depreciation Expense	(3,914)
Amortization Expense	(5,070)

Certain revenues in the statement of revenues do not provide current financial resources and are not reported as revenue in the governmental fund. (93,324)

The issuance of debt provides current financial resources for governmental funds, but issuing debt increases long-term liabilities in the statement of net position. Repayment of debt principal is an expenditure of debt principal is an expenditure in the governmental funds, but the repayment reduced long-term liabilities in the statement of net position

Lease	(25,352)
-------	----------

Some expenses in the statement of activities do not require the use of current financial resources and, therefore, are not reported as expenditures in the governmental fund.

Net Pension Liability	(445,480)
Deferred Outflows of Resources Related to Pensions	129,685
Deferred Inflows of Resources Related to Pension	329,950
Principal Payment on Lease	4,703
Compensated Absences	(3,584)
	(6,588)

Change in Net Position \$ (6,588)

**CHAMPAIGN COUNTY GEOGRAPHIC INFORMATION SYSTEM CONSORTIUM
NOTES TO BASIC FINANCIAL STATEMENTS
DECEMBER 31, 2022**

NOTE 1 SUMMARY OF SIGNIFICANT ACCOUNTING POLICIES

Champaign County Geographic Information System Consortium (the Consortium) was created as a joint venture in August, 2002 to “develop and operate a coordinated county-wide geographic information system”. The Consortium was established and governed by an intergovernmental agreement between Champaign County, City of Champaign, City of Urbana, Village of Rantoul, Village of Mahomet, Village of Savoy, and the University of Illinois.

The accounting policies of the Consortium conform to accounting principles generally accepted in the United States of America as applicable to governmental units. The accepted standard- setting body for establishing governmental accounting and financial reporting principles is the Governmental Accounting Standards Board (GASB).

Reporting Entity

This report includes all of the funds of the Consortium. The reporting entity for the Consortium consists of the primary government and its component units. Component units are legally separate organizations for which the primary government is financially accountable or other organizations for which the nature and significance of their relationship with the primary government are such that their exclusion would cause the reporting entity’s financial statements to be misleading. The Consortium has not identified any organizations that meet this criteria.

The Consortium was established by an intergovernmental agreement as a joint venture of Champaign County, City of Champaign, City of Urbana, Village of Rantoul, Village of Mahomet, Village of Savoy, and the University of Illinois.

Government-Wide and Fund Financial Statements

Government-Wide Financial Statements

The statement of net position and statement of activities display information about the reporting government as a whole. Governmental activities generally are financed through program and general revenues.

The statement of activities demonstrates the degree to which the direct expenses of a given function or segment are offset by program revenues. Direct expenses are those that are clearly identifiable with a specific function or segment. Program revenues include 1) charges to customers or applicants who purchase, use or directly benefit from goods, services, or privileges provided by a given function or segment, and 2) grants and contributions that are restricted to meeting the operational or capital requirements of a particular function or segment. Member contributions and other items not included among program revenues are reported as general revenues.

CHAMPAIGN COUNTY GEOGRAPHIC INFORMATION SYSTEM CONSORTIUM
NOTES TO BASIC FINANCIAL STATEMENTS
DECEMBER 31, 2022

NOTE 1 SUMMARY OF SIGNIFICANT ACCOUNTING POLICIES (CONTINUED)

Government-Wide and Fund Financial Statements (Continued)

Fund Financial Statements

The financial statements of the Consortium are organized into funds, each of which is considered a separate accounting entity. Each fund is accounted for with a separate set of self-balancing accounts that comprise its assets, deferred outflows of resources, liabilities, deferred inflows of resources, fund balance, revenues and expenditures. The following fund is the only fund used by the Consortium:

General Fund – The general operating fund of the Consortium. All revenues that are not allocated by law or contractual agreement to some other fund are accounted for in this fund.

Measurement Focus, Basis of Accounting, and Financial Statement Presentation

Government-Wide Financial Statements

The government-wide statement of net position and statement of activities are reported using the economic resources measurement focus and the accrual basis of accounting. Under the accrual basis of accounting, revenues are recognized when earned and expenses are recorded when the liability is incurred or economic asset used. Revenues, expenses, gains, losses, assets, and liabilities resulting from exchange and exchange-like transactions are recognized when the exchange takes place. Revenues are recorded when earned and expenses are recorded when the liability is incurred, regardless of the timing of the related cash flow.

Governmental Fund Financial Statements

Governmental fund financial statements are reported using the current financial resources measurement focus and the modified accrual basis of accounting. Revenues are recorded when they are both measurable and available. Available means collectible within the current period or soon enough thereafter to be used to pay liabilities of the current period. For this purpose, the Consortium considers revenues to be available if they are collected within 60 days of the end of the current fiscal period. Expenditures are recorded when the related fund liability is incurred. However, debt service principal and interest expenditures on general long-term debt, including lease liabilities, as well as expenditures related to compensated absences are recognized based on specific accounting rules applicable to each, generally when payment is due. General capital asset acquisitions, including entering into contracts giving the Consortium the right to use lease assets, are reported as an expenditure in the governmental fund. Issuance of long-term debt and financing through leases are reported as other financing sources.

Use of Estimates

The preparation of financial statements in conformity with accounting principles generally accepted in the United States of America requires management to make estimates and assumptions that affect the reported amounts of assets, deferred outflows of resources, liabilities, and deferred inflows of resources and disclosure of contingent assets and liabilities at the date of the financial statements and the reported amounts of revenues and expenditures/expenses during the reporting period. Actual results could differ from those estimates.

**CHAMPAIGN COUNTY GEOGRAPHIC INFORMATION SYSTEM CONSORTIUM
NOTES TO BASIC FINANCIAL STATEMENTS
DECEMBER 31, 2022**

NOTE 1 SUMMARY OF SIGNIFICANT ACCOUNTING POLICIES (CONTINUED)

Assets, Deferred Outflows of Resources, Liabilities, Deferred Inflows of Resources, and Net Position or Equity

Cash and Cash Equivalents

The Consortium's cash and cash equivalents is made up of cash in banks and assets on deposit in the Illinois Funds. The Illinois Funds are stated at cost, which approximates fair value.

Receivables

Receivables are reported net of an allowance for uncollectible amounts, if applicable.

Prepaid Items

Certain payments to vendors reflect costs applicable to future accounting periods and are recorded as prepaid items in both government-wide and fund financial statements. In the governmental funds, reported prepaid items are classified as nonspendable fund balance.

Capital Assets

Capital assets are reported in the government-wide financial statements. Capital assets are defined by the Consortium as assets with an initial cost of more than \$5,000 and an estimated useful life in excess of one year. All capital assets are valued at historical cost, or estimated historical cost if actual amounts are unavailable. Donated capital assets are recorded at their estimated acquisition value at the date of donation.

Depreciation of all exhaustible capital assets is recorded as an expense in the statement of activities, with accumulated depreciation reflected in the statement of net position. Depreciation is provided over the assets' estimated useful lives using the straight-line method. The range of estimated useful lives by type of asset is as follows:

Furniture	7 Years
Major Appliances	7 Years
Computers, Office Equipment	5 Years
Other Equipment	5 Years

In the fund financial statements, capital assets used in governmental fund operations are accounted for as capital outlay expenditures of the governmental fund upon acquisition.

Right-to-use lease assets are initially measured at the present value of payments expected to be made during the lease term, adjusted for lease payments made at or before the lease commencement date, plus certain initial direct costs. Subsequently, the lease asset is amortized in a systematic and rational manner over the shorter of the lease term or the useful life of the underlying asset.

CHAMPAIGN COUNTY GEOGRAPHIC INFORMATION SYSTEM CONSORTIUM
NOTES TO BASIC FINANCIAL STATEMENTS
DECEMBER 31, 2022

NOTE 1 SUMMARY OF SIGNIFICANT ACCOUNTING POLICIES (CONTINUED)

Assets, Deferred Outflows of Resources, Liabilities, Deferred Inflows of Resources, and Net Position or Equity

Deferred Outflows of Resources

A deferred outflow of resources represents a consumption of net assets that applies to a future period and will not be recognized as an outflow of resources (expenses) until that future time. The deferred outflows of resources reported in the statement of net position is related to pensions which is more fully discussed in Note 5.

Compensated Absences

Accumulated unpaid vacation and personal leave (compensated absences) is reported in the government-wide statements in the period in which it is incurred.

Deferred Inflows of Resources

A deferred inflow of resources represents an acquisition of net assets or fund balance that applies to a future period and therefore will not be recognized as an inflow of resources (revenue) until that future time. The deferred inflows of resources reported in the statement of net position is related to pensions which is more fully discussed in Note 5.

Under the modified accrual basis of accounting, deferred inflows of resources also include revenues not collected within the availability period after the fiscal year-end. The Consortium has reported deferred inflows of resources related to unavailable revenues for member contributions.

Pensions

For purposes of measuring the net pension liability (asset), deferred outflows of resources and deferred inflows of resources related to pensions, and pension expense, information about the fiduciary net position of the Illinois Municipal Retirement Fund (IMRF) and additions to/deductions from IMRF's fiduciary net position have been determined on the same basis as they are reported to IMRF. For this purpose, benefit payments (including refunds of employee contributions) are recognized when due and payable in accordance with the benefit terms. Investments are reported at fair value.

Net Position

Equity in the government-wide financial statements is classified as net position and displayed in three components:

- a. Net investment in capital assets – Consists of capital assets including restricted capital assets, net of accumulated depreciation/amortization and reduced by the outstanding balances (excluding unspent debt proceeds) of any bonds, lease liabilities, notes, or other borrowings that are attributable to the acquisition, construction, or improvement of those assets.

**CHAMPAIGN COUNTY GEOGRAPHIC INFORMATION SYSTEM CONSORTIUM
NOTES TO BASIC FINANCIAL STATEMENTS
DECEMBER 31, 2022**

NOTE 1 SUMMARY OF SIGNIFICANT ACCOUNTING POLICIES (CONTINUED)

Assets, Deferred Outflows of Resources, Liabilities, Deferred Inflows of Resources, and Net Position or Equity (Continued)

Net Position (Continued)

- b. Restricted net position – Consists of net position with constraints placed on their use either by 1) external groups such as creditors, grantors, contributors, or laws or regulations of other governments or, 2) law through constitutional provisions or enabling legislation.

- c. Unrestricted net position – All other net positions that do not meet the definitions of “restricted” or “net investment in capital assets.”

When both restricted and unrestricted resources are available for use, it is the Consortium’s policy to use restricted resources first, then unrestricted resources as they are needed.

Fund Balance

Governmental fund balances are displayed as follows:

- a. Nonspendable – Includes fund balance amounts that cannot be spent either because they are not in spendable form or because legal or contractual requirements require them to be maintained intact.

- b. Restricted – Consists of fund balances with constraints placed on their use either by 1) external groups such as creditors, grantors, contributors, or laws or regulations of other governments or 2) law through constitutional provisions or enabling legislation.

- c. Committed – Includes fund balance amounts that are constrained for specific purposes that are internally imposed by the government through formal action of the highest level of decision making authority. Fund balance amounts are committed through a formal action (resolution) of the Consortium Policy Board. This formal action must occur prior to the end of the reporting period, but the amount of the commitment, which will be subject to the constraints, may be determined in the subsequent period. Any changes to the constraints imposed require the same formal action of the Consortium Policy Board that originally created the commitment.

- d. Assigned – Includes spendable fund balance amounts that are intended to be used for specific purposes that do not meet the criteria to be classified as restricted or committed. The Consortium Policy Board may take official action to assign amounts. Assignments may take place after the end of the reporting period.

- e. Unassigned – Includes residual positive fund balance within the general fund which has not been classified within the other above mentioned categories.

CHAMPAIGN COUNTY GEOGRAPHIC INFORMATION SYSTEM CONSORTIUM
NOTES TO BASIC FINANCIAL STATEMENTS
DECEMBER 31, 2022

NOTE 1 SUMMARY OF SIGNIFICANT ACCOUNTING POLICIES (CONTINUED)

Assets, Deferred Outflows of Resources, Liabilities, Deferred Inflows of Resources, and Net Position or Equity (Continued)

Fund Balance (Continued)

The Consortium considers restricted amounts to be spent first when both restricted and unrestricted fund balance is available unless there are legal documents / contracts that prohibit doing this. Additionally, the Consortium would first use committed, then assigned and lastly unassigned amounts of unrestricted fund balance when expenditures are made.

Adoption of New Accounting Standards

In June 2017, the Governmental Accounting Standards Board (GASB) issued GASB Statement No. 87, *Leases*. This standard requires the recognition of certain lease assets and liabilities for leases that previously were classified as operating leases and as inflows of resources or outflows of resources recognized based on the payment provisions of the contract. It establishes a single model for lease accounting based on the foundational principle that leases are financings of the right to use an underlying asset. Under this standard, a lessee is required to recognize a lease liability and an intangible right-to-use lease asset, and a lessor is required to recognize a lease receivable and a deferred inflow of resources.

The Consortium adopted the requirements of the guidance effective January 1, 2022, and has applied the provisions of this standard to the beginning of the period of adoption. The implementation of this standard resulted in the Consortium reporting a lease liability and right-to-use asset.

NOTE 2 DEPOSITS AND INVESTMENTS

The Consortium's cash is held by Champaign County (County), and is not physically segregated. The Consortium deposits are comingled with other County funds but are tracked separately on the general ledger.

Custodial Credit Risk

Custodial credit risk is the risk that, in the event of a bank failure of the counterparty, the County will not be able to recover the value of its deposits or collateral securities that are in the possession of an outside party. It is the County's policy to require collateral for deposit balances above FDIC insurance coverage. All bank balances of deposits as of the balance sheet date are entirely insured or collateralized with securities held by the Champaign County Treasurer or by its agent in the County's name.

**CHAMPAIGN COUNTY GEOGRAPHIC INFORMATION SYSTEM CONSORTIUM
NOTES TO BASIC FINANCIAL STATEMENTS
DECEMBER 31, 2022**

NOTE 3 CAPITAL ASSETS

Capital asset activity for the Consortium for the year ended December 31, 2022 was as follows:

	Beginning Balance	Additions	Deletions	Ending Balance
Capital Assets Being Depreciated/ Amortized:				
Equipment	\$ 100,100	\$ -	\$ -	\$ 100,100
Right-To-Use Lease Asset - Building	-	25,352	-	25,352
Less: Accum. Depr. Equipment	90,315	3,914	-	94,229
Less: Accum. Amort. Right- To-Use Lease Asset Building	-	5,070	-	5,070
Capital Assets, Net of Accumulated Depreciation and Amortization	<u>\$ 9,785</u>	<u>\$ 16,368</u>	<u>\$ -</u>	<u>\$ 26,153</u>

NOTE 4 COMPENSATED ABSENCES

The following is a summary of changes in the Consortium's compensated absence liability for the year ended December 31, 2022:

	Beginning Balance	Additions	Deletions	Ending Balance	Current Portion
Compensated Absences	<u>\$ 19,282</u>	<u>\$ 31,922</u>	<u>\$ (28,338)</u>	<u>\$ 22,866</u>	<u>\$ 3,724</u>

NOTE 5 RETIREMENT SYSTEM

Illinois Municipal Retirement Fund

The Consortium contributes to the Illinois Municipal Retirement Fund (IMRF), an agent multiple employer pension plan that acts as a common investment and administrative agent for local governments and school districts in Illinois through Champaign County. As the Consortium is participating under the County's employer number, IMRF is considered to be a cost-sharing plan for the Consortium. The Illinois Pension Code establishes the benefit provisions of the plan that can only be amended by the Illinois General Assembly. IMRF issues a publicly available financial report that includes financial statements and required supplementary information. That report may be obtained by writing to the Illinois Municipal Retirement Fund, 2211 York Road, Suite 500, Oak Brook, Illinois 60523.

CHAMPAIGN COUNTY GEOGRAPHIC INFORMATION SYSTEM CONSORTIUM
NOTES TO BASIC FINANCIAL STATEMENTS
DECEMBER 31, 2022

NOTE 5 RETIREMENT SYSTEM (CONTINUED)

Illinois Municipal Retirement Fund (Continued)

Plan Description. All employees hired in positions that meet or exceed the prescribed annual hourly standard must be enrolled in IMRF as participating members. IMRF has a two tier plan. Members who first participated in IMRF or an Illinois Reciprocal System prior to January 1, 2011 participate in Tier 1. All other members participate in Tier 2. For Tier 1 participants, pension benefits vest after eight years of service. Participating members who retire at or after age 60 with eight years of service are entitled to an annual retirement benefit, payable monthly for life in an amount equal to 1 2/3% of their final rate of earnings (average of the highest 48 consecutive months' earnings during the last 10 years) for credited service up to 15 years and 2% for each year thereafter.

For Tier 2 participants, pension benefits vest after 10 years of service. Participating members who retire at or after age 67 with 10 years of service are entitled to an annual retirement benefit, payable monthly for life in an amount equal to 1 2/3% of their final rate of earnings (average of the highest 96 consecutive months' earnings during the last 10 years, capped at \$106,800) for credited service up to 15 years and 2% for each year thereafter. However, an employee's total pension cannot exceed 75% of their final rate of earnings. If an employee retires after 10 years of service between the ages of 62 and 67, and has less than 30 years of service credit, the pension will be reduced by 1/2% for each month that the employee is under the age of 67. If an employee retires after 10 years of service between the ages of 62 and 67, and has between 30 and 35 years of service credit, the pension will be reduced by the lesser of 1/2% for each month that the employee is under the age of 67 or 1/2% for each month of service credit less than 35 years. IMRF also provides death and disability benefits. These benefit provisions and all other requirements are established by Illinois Compiled Statutes.

Contributions. As set by statute, Consortium employees participating in IMRF are required to contribute 4.50% of their annual covered salary. For the fiscal year ended December 31, 2022, the Consortium contributed \$20,387 to the plan. The statute requires the Consortium to contribute the amount necessary, in addition to member contributions, to finance the retirement coverage of its own employees. The Consortium's actuarially determined contribution rate for calendar year 2022 was 5.26% of annual covered payroll. The Consortium also contributes for disability benefits, death benefits and supplemental retirement benefits, all of which are pooled at the IMRF level. Contribution rates for disability and death benefits are set by the IMRF board of trustees, while the supplemental retirement benefits rate is set by statute.

Fiduciary Net Position. Detailed information about the IMRF fiduciary net position as of December 31, 2022 is available in the separately issued Champaign County, Illinois Annual Comprehensive Financial Report as of and for the year ended December 31, 2022.

**CHAMPAIGN COUNTY GEOGRAPHIC INFORMATION SYSTEM CONSORTIUM
 NOTES TO BASIC FINANCIAL STATEMENTS
 DECEMBER 31, 2022**

NOTE 5 RETIREMENT SYSTEM (CONTINUED)

Illinois Municipal Retirement Fund (Continued)

Net Pension Asset/Liability. At December 31, 2022, the Consortium reported a liability for its proportionate share of the net pension liability that reflected the Consortium’s portion of the total net pension liability associated with the County’s employer number. The amount recognized by the Consortium as its proportionate share of the net pension liability, the County’s share of the net pension liability, and the total net pension liability associated with the County’s employer number were as follows:

Consortium’s Proportionate Share of the Collective	
Net Pension Liability	\$ 24,907
County’s Proportionate Share of the Collective	
Net Pension Liability	1,983,692
Total	<u>\$ 2,008,599</u>

The net pension liability was measured as of December 31, 2022. The total pension liability used to calculate the net pension liability was determined by an actuarial valuation as of that date. The Consortium’s proportion of the net pension liability was based on the Consortium’s share of contributions to IMRF for the fiscal year ended December 31, 2022, relative to the total contributions of the Consortium and County during that period. At December 31, 2022, the Consortium’s proportion was 1.24%, an increase from the prior year proportion of 1.18%.

Actuarial Assumptions. The assumptions used to measure the total pension liability in the December 31, 2022 annual actuarial valuation included a 7.25% investment rate of return, (b) projected salary increases from 2.85% to 13.75%, including inflation, and (c) price inflation of 2.25%. The retirement age is based on experience-based table of rates that are specific to the type of eligibility condition. The tables were last updated for the 2020 valuation pursuant to an experience study of the period 2017-2019.

Mortality. For nondisabled retirees, the Pub-2010, Amount-Weighted, below-median income, General, Retiree, Male (adjusted 106%) and Female (adjusted 105%) mortality table was used with future mortality improvements projected using scale MP-2020. For disabled retirees, the Pub-2010, Amount-Weighted, below-median income, General, Disabled Retiree, Male and Female (both unadjusted) mortality table was used with future mortality improvements projected using scale MP-2020. For active members, the Pub-2010, Amount-Weighted, below-median income, General, Employee, Male and Female (both unadjusted) mortality table was used with future mortality improvements projected using scale MP-2020.

**CHAMPAIGN COUNTY GEOGRAPHIC INFORMATION SYSTEM CONSORTIUM
NOTES TO BASIC FINANCIAL STATEMENTS
DECEMBER 31, 2022**

NOTE 5 RETIREMENT SYSTEM (CONTINUED)

Illinois Municipal Retirement Fund (Continued)

Long-Term Expected Real Rate of Return. The long-term expected rate of return on pension plan investments was determined using an asset allocation study in which best-estimate ranges of expected future real rates of return (net of pension plan investment expense and inflation) were developed for each major asset class. These ranges were combined to produce long-term expected rate of return by the target asset allocation percentage and by adding expected inflation. The target allocation and best estimates of arithmetic and geometric real rates of return for each major asset class are summarized in the following table:

Asset Class	Allocation	Projected Returns/Risks	
		One Year Arithmetic	Ten Year Geometric
Equities	35.50%	7.82%	6.50%
International Equities	18.00%	9.23%	7.60%
Fixed Income	25.50%	5.04%	4.90%
Real Estate	10.50%	7.10%	6.20%
Alternatives:	9.50%		
Private Equity		13.43%	9.90%
Hedge Funds		N/A	N/A
Commodities		7.42%	6.25%
Cash Equivalents	1.00%	4.00%	4.00%

Discount Rate. The discount rate used to measure the total collective pension liability for IMRF was 7.25%, which is the same discount rate used in the prior valuation. The projection of cash flows used to determine the discount rate assumed that member contributions will be made at the current contribution rate and that Consortium's contributions will be made at rates equal to the difference between actuarially determined contribution rates and the member rate. Based on those assumptions, the fiduciary net position was projected to be available to make all projected future benefit payments of current plan members. Therefore, the long-term expected rate of return on investments was applied to all periods of projected benefit payments to determine the total pension liability.

Discount Rate Sensitivity. The following is a sensitivity analysis of the Consortium's proportionate share of the net pension liability / (asset) to changes in the discount rate. The table below presents the Consortium's proportionate share of the net pension liability / (asset) calculated using the discount rate of 7.25% as well as what the Consortium's proportionate share of the net pension liability / (asset) would be if it were to be calculated using a discount rate that is 1 percentage point lower (6.25%) or 1 percentage point higher (8.25%) than the current rate:

	1% Decrease	Current Discount Rate	1% Increase
Consortium's Proportionate Share of the Collective Net Pension Liability (Asset)	\$ 243,895	\$ 24,907	\$ (148,329)

**CHAMPAIGN COUNTY GEOGRAPHIC INFORMATION SYSTEM CONSORTIUM
NOTES TO BASIC FINANCIAL STATEMENTS
DECEMBER 31, 2022**

NOTE 5 RETIREMENT SYSTEM (CONTINUED)

Illinois Municipal Retirement Fund (Continued)

Pension Expense and Deferred Outflows of Resources and Deferred Inflows of Resources Related to Pensions. For the year ended December 31, 2022, the Consortium recognized pension expense of \$12,908. The Consortium reported deferred outflows and inflows of resources related to pension from the following sources:

	<u>Deferred Outflows of Resources</u>	<u>Deferred Inflows of Resources</u>
Difference Between Expected and Actual Experience	\$ 19,284	\$ 11,218
Net Difference Between Projected and Actual Earnings on Pension Plan Investments	162,308	-
Total	<u>\$ 181,592</u>	<u>\$ 11,218</u>

The amounts reported as deferred outflows and inflows of resources related to pensions will be recognized in pension income as follows:

<u>Year Ending December 31,</u>	<u>Amount</u>
2023	\$ (13,001)
2024	34,161
2025	53,545
2026	95,669
Total	<u>\$ 170,374</u>

NOTE 6 LEASES

The Consortium leases office space under a long-term, noncancelable lease agreement. The lease expires on December 31, 2026.

Lease liability activity for the year ended December 31, 2022 was as follows:

	<u>Outstanding as of January 1, 2022</u>	<u>Additions</u>	<u>Reductions</u>	<u>Outstanding as of December 31, 2022</u>	<u>Current Portion</u>
Lease Liability	\$ -	\$ 25,352	\$ (4,703)	\$ 20,649	\$ 4,881

Principal and interest requirements to maturity under the lease agreement is as follows:

<u>Year Ending December 31,</u>	<u>Principal</u>	<u>Interest</u>
2023	\$ 4,881	\$ 293
2024	5,061	212
2025	5,255	128
2026	5,452	41
Total	<u>\$ 20,649</u>	<u>\$ 674</u>

**CHAMPAIGN COUNTY GEOGRAPHIC INFORMATION SYSTEM CONSORTIUM
NOTES TO BASIC FINANCIAL STATEMENTS
DECEMBER 31, 2022**

NOTE 6 LEASES (CONTINUED)

A right-to-use asset was acquired through the lease as shown below.

Building	\$ 25,352
Less: Accumulated Amortization	<u>5,070</u>
Total	<u><u>\$ 20,282</u></u>

NOTE 7 CONTINGENCIES

The Lead Agency (Champaign County) of the Consortium procures and maintains property, liability, and worker's compensation insurance for this program. Settled claims resulting from these risks have not exceeded commercial insurance coverage in any of the past three fiscal years. Certificates of insurance are maintained that name each Consortium member agency as an additional insured under the liability policy.

REQUIRED SUPPLEMENTARY INFORMATION

**CHAMPAIGN COUNTY GEOGRAPHIC INFORMATION SYSTEM CONSORTIUM
ILLINOIS MUNICIPAL RETIREMENT FUND
SCHEDULE OF CONSORTIUM'S PROPORTIONATE SHARE OF THE CHANGES IN
NET PENSION LIABILITY (ASSET) AND CONSORTIUM EMPLOYER CONTRIBUTIONS
(UNAUDITED)**

	<u>2022</u>	<u>2021</u>	<u>2020</u>	<u>2019</u>	<u>2018</u>	<u>2017</u>	<u>2016</u>	<u>2015</u>
Consortium's Proportion of the Net Pension Liability (Asset)	1.24%	1.18%	1.17%	1.13%	1.03%	1.03%	1.03%	0.80%
Consortium's Proportionate Share of the Net Pension Liability (Asset)	\$ 24,907	\$ (420,573)	\$ (188,419)	\$ (57,276)	\$ 111,795	\$ (75,518)	\$ 82,993	\$ 68,474
County's Proportionate Share of the Net Pension Liability (Asset)	<u>1,983,692</u>	<u>(35,221,193)</u>	<u>(15,915,760)</u>	<u>(5,011,376)</u>	<u>10,742,098</u>	<u>(7,256,322)</u>	<u>7,974,565</u>	<u>8,490,797</u>
Total Net Pension Liability (Asset)	<u>\$ 2,008,599</u>	<u>\$ (35,641,766)</u>	<u>\$ (16,104,179)</u>	<u>\$ (5,068,652)</u>	<u>\$ 10,853,893</u>	<u>\$ (7,331,840)</u>	<u>\$ 8,057,558</u>	<u>\$ 8,559,271</u>
Covered Payroll	\$ 386,333	\$ 355,418	\$ 355,880	\$ 321,357	\$ 314,060	\$ 299,675	\$ 300,143	\$ 225,027
Consortium's Proportionate Share of the Net Pension Liability (Asset) as of Covered Payroll	1551.10%	-84.51%	-52.94%	-17.82%	35.60%	-25.20%	27.65%	30.43%
Plan Fiduciary Net Position as a Percentage of the Total Pension Liability	93.87%	0.00%	110.31%	103.39%	92.53%	106.71%	93.99%	93.30%
Contractually Required Contribution	\$ 20,321	\$ 24,438	\$ 26,015	\$ 18,967	\$ 25,879	\$ 25,325	\$ 25,872	\$ 20,185
Contributions in Relation to the Contractually Required Contribution	<u>(20,387)</u>	<u>(24,530)</u>	<u>(26,015)</u>	<u>(18,961)</u>	<u>(25,879)</u>	<u>(25,274)</u>	<u>(26,757)</u>	<u>(20,281)</u>
Contribution Deficiency (Excess)	<u>\$ (66)</u>	<u>\$ (92)</u>	<u>\$ -</u>	<u>\$ 6</u>	<u>\$ -</u>	<u>\$ 51</u>	<u>\$ (885)</u>	<u>\$ (96)</u>
Covered Payroll	\$ 386,333	\$ 355,418	\$ 355,880	\$ 321,357	\$ 314,060	\$ 299,675	\$ 300,143	\$ 225,027
Contributions as a Percentage of Covered Payroll	5.28%	6.90%	7.31%	5.90%	8.24%	8.43%	8.91%	9.01%

Notes to Schedule:

The Consortium implemented GASB 68 in 2015, and the above table will be expanded to 10 years of information as the information becomes available.

Amounts reported in 2022 reflect an investment rate of return of 7.25%, an inflation rate of 2.25%, and a salary increase assumption of 2.85% to 13.75%. Amounts reported in 2021 reflect an investment rate of return of 7.25%, an inflation rate of 2.50%, and a salary increase assumption of 3.35% to 14.25%. Amounts reported in 2020 reflect an investment rate of return of 7.25%, an inflation rate of 2.25%, and a salary increase assumption of 2.85% to 13.75% including inflation. Amounts reported in 2019 reflect an investment rate of return of 7.25%, an inflation rate of 2.50%, and a salary increase assumption of 3.35% to 14.25% including inflation. Amounts reported in 2018 reflect an investment rate of return of 7.25%, an inflation rate of 2.50%, and a salary increases assumption of 3.39% to 14.25% including inflation. Amounts reported in 2017 and 2016 reflect an investment rate of return of 7.50%, an inflation rate of 3.00%, and a salary increase assumption of 4.40% to 16.00% including inflation.

**CHAMPAIGN COUNTY GEOGRAPHIC INFORMATION SYSTEM CONSORTIUM
SCHEDULE OF REVENUES, EXPENDITURES, AND CHANGES IN FUND BALANCE
BUDGET AND ACTUAL – GENERAL FUND (CONTINUED)
YEAR ENDED DECEMBER 31, 2022**

	Original Budget	Final Budget	Actual	Variance from Final Budget
REVENUES				
Subscription Fees	\$ 23,008	\$ 23,008	\$ 22,866	\$ (142)
Sale of Maps and Data	12,500	12,500	11,545	(955)
Technical Service Contracts and Other Services	56,156	56,156	69,921	13,765
Member Contributions:				
Champaign County	321,486	321,486	305,611	(15,875)
City of Champaign	75,186	85,200	146,973	61,773
City of Urbana	42,765	45,019	41,684	(3,335)
Village of Rantoul	26,651	26,651	24,733	(1,918)
Village of Mahomet	18,100	18,100	15,955	(2,145)
Village of Savoy	18,787	19,598	18,423	(1,175)
University of Illinois	38,151	40,220	37,204	(3,016)
Investment Income	500	500	6,922	6,422
Total Revenues	633,290	648,438	701,837	53,399
EXPENDITURES				
Current - GIS Operations				
Salaries and Benefits	527,295	527,295	496,813	30,482
Supplies and Materials	24,050	15,850	10,280	5,570
Services	57,000	79,865	59,977	19,888
Technology	45,625	65,625	53,623	12,002
Debt Service	-	-	5,074	(5,074)
Capital Outlay	-	-	25,352	(25,352)
Total Expenditures	653,970	688,635	651,119	37,516
EXCESS (DEFICIENCY) OF REVENUES OVER EXPENDITURES	(20,680)	(40,197)	50,718	15,883
OTHER FINANCING SOURCES				
Lease	-	-	25,352	(25,352)
NET CHANGE IN FUND BALANCE	\$ (20,680)	\$ (40,197)	76,070	\$ (9,469)
Reconciliation to Modified Accrual Basis - Net Change for Accrued Expenses			4,376	
FUND BALANCE - BEGINNING OF YEAR			468,874	
FUND BALANCE - END OF YEAR			\$ 549,320	

Notes to Schedule:

A. *Budgetary Process*

The Consortium Director submits their budget requests in the summer prior to the start of the fiscal year on January 1st. The County Executive and Financial Director review the budget with the Consortium Director. In July, the Consortium Director provides the budget to the Consortium Policy Committee for review. The Consortium budget is formally presented for approval at the July Policy Committee meeting. Per the *Intergovernmental Agreement Providing for the Creation of the Champaign County Geographic Information System Consortium* approval requires a three-fourths (3/4) vote of the Policy Committee, including the vote of the County.

**CHAMPAIGN COUNTY GEOGRAPHIC INFORMATION SYSTEM CONSORTIUM
SCHEDULE OF REVENUES, EXPENDITURES, AND CHANGES IN FUND BALANCE
BUDGET AND ACTUAL – GENERAL FUND (CONTINUED)
YEAR ENDED DECEMBER 31, 2022**

The County holds Legislative Budget hearings during the late summer months, a representative from County Administration and/or the Consortium Director presents the approved budget to the County Board for informational purposes. The Consortium budget is included in the tentative budget document as prepared by County Administration in September. The Consortium budget is also included in the final County budget that is approved by the County Board in November by a simple majority vote.

Notes to Schedule (Continued):

B. Level of Budgetary Control

The legal level of budgetary control is by personnel and nonpersonnel account categories within the fund. The Director has the authority to create transfers between accounts in the same category. Transfers in and out of the personnel categories must be approved by the Consortium policy committee, then by the Finance Committee of the County, and then by a two-thirds majority vote of the full County Board.

C. Amendments to the Budget

Requests for supplementary appropriations require approval from the Finance Committee and by a two-thirds majority vote of the full County Board.

D. Budgetary Basis

The Consortium fund is budgeted on the modified accrual basis of accounting, adjusted for appropriations lapsing 60 days after the end of the fiscal year.